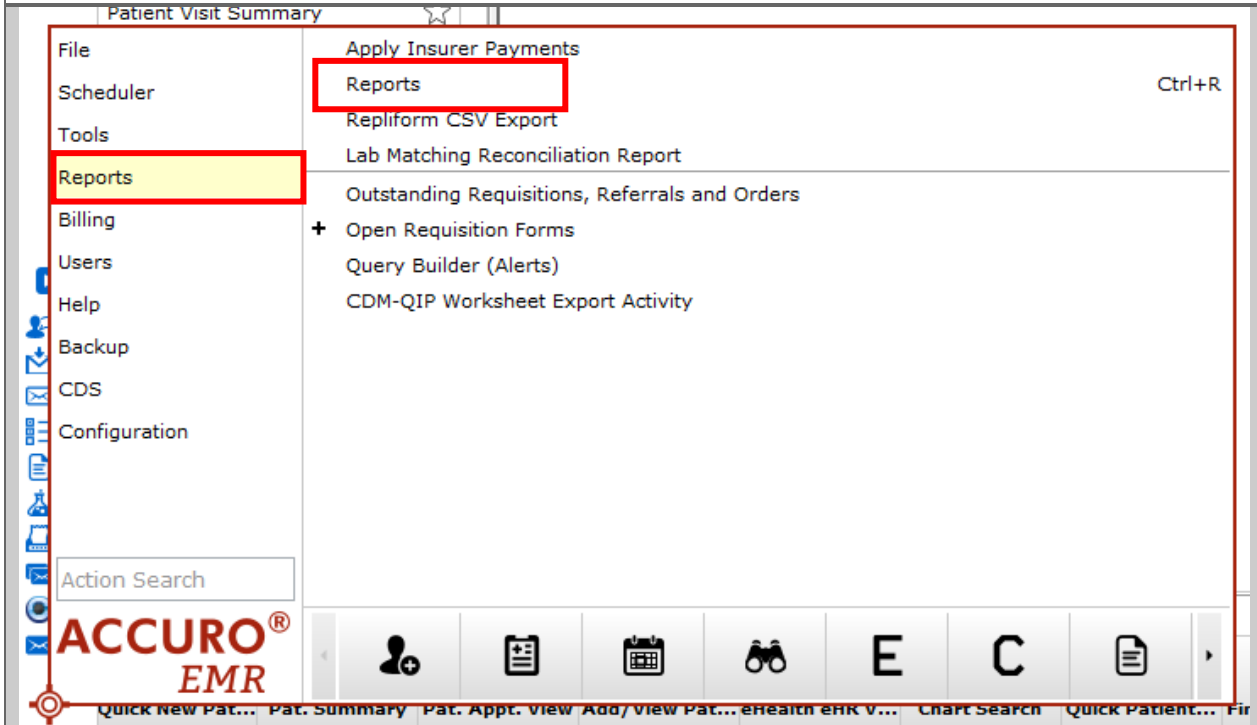



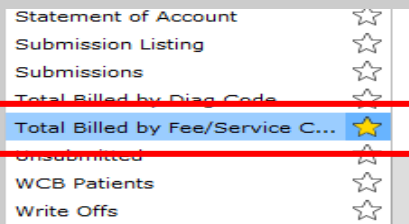
Accuro Virtual Code Billing Report

Purpose: To determine the number of virtual fee codes billed by a provider during a timeframe.

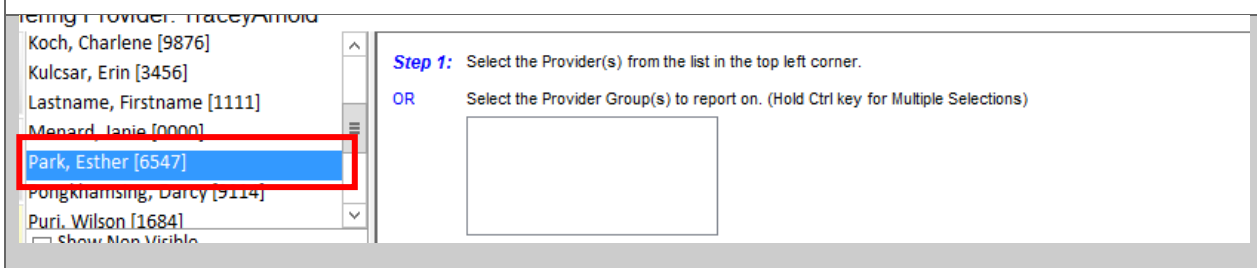
Step 1: Click Accuro Target button on the bottom left and then click on 'Reports'.



Step 2: In the Reports window, on left side of the window scroll down to  Billing, then find the report called 'Total billed by fee/service code'.



Step 3: Select the provider.



Step 4: Enter the desired date range. Search for virtual fee code(s) and add to 'Selections' List using arrow.

Step 2: Select the Date Range for the report. (MM/DD/YYYY for no date)

From To

Step 3: To report on Billing Fee/Service Codes, search by Code and/or Keyword.

Code or Keyword

Search Results

- 0 | None
- 0005 | Cardiopulmonary Consultation -
- 0015 | Medical Review Panel - Chair
- 001U |
- 002U |
- 002U | Routine examination of the eyes
- 002P | Complete assessment, includ

>

>>

<

<<

Selections

- 840B | Virtual Counselling provided via tele
- 875A | Limited Virtual Care Visit (patient to

Step 5: Click on 'Generate Report' in the bottom left hand corner of window. The report will open in a new window. You are able to print or save the report.

Generate Export
Generate Report

JasperViewer

Print
Save
Home
Back
Forward
Page 1
Refresh
Zoom 100%

Total Billed by Fee/Service Code

Grouped By: Provider Park, Esther
Date of Service After and Including 07/19/2021

PCode	Percent	# of Claims	# of Units	Amount
Park, Esther				
005B	100.00 %	1	1	\$ 39.80
Park, Esther Total		1	1	\$ 39.80